

TIMELINE[®]

READY TO INSTALL BALUSTERS





Geometric baluster TL68-1-30
and plain baluster TL12X-30



Plain baluster TL12X-30 and base collar 10-75-30

The Latest

Bezdan continues to develop on-trend railings with the expanded geometric line that boasts wider width balusters to inspire bold designs with linear style.

Dress up plain balusters with new square base collars to create an attractive, elegant look. Elongated round base collars are sure to be a hit and offer various positioning options on a plain baluster to create unique patterns.

The new TimeLine® 60" lengths in round and square meet customer demand for contemporary products that will bring a fresh look to any space.

Endless Possibilities with TimeLine®



Add Us To Your Social Feed
Follow @BezdanRailings



Contents

Features & Resources

- The Latest 3
- Colors and Finishes 4
- Discover the TimeLine® Difference 5
- Project Spotlights..... 28
- TimeLine® Designer 39
- Photo Gallery..... 39
- Tube Size Guide 50
- More Choices..... 54

Balusters

- Square Stainless Steel Tube..... 7
- Round Stainless Steel Tube 8

- Plain Square Steel Tube 10
- Geometric Square Steel Tube 13
- Decorative Square Steel Tube..... 25
- Plain Round Steel Tube..... 30
- Decorative Round Steel Tube 31
- Decorative Round Aluminum Tube 38

Lengths for Horizontal Infill

- Plain Square and Round Steel Tube... 40

Compatible Components

- Baluster and Base Collars..... 43
- Handrail Brackets 52
- Accessories 53

Colors and Finishes

Stainless Steel Finishes

Eye-catching finishes and colors that embody luxurious metals and infuse fresh style into décor.



SS Satin Stainless

Cool and contemporary stainless steel with a satin finish.



33 Graphite Black

A contemporary black enhanced with a reflective quality that adds interest and provides ultimate versatility.



77 Satin Bronze

A beautiful, rich golden hue with a reflective quality that offers a playful yet elegant, warm finish.




99 Satin Rose Gold

Blushing rose gold is warmed with deeper hues and a reflective quality that creates a rich, luxurious finish.

High Performance Powder Coated Finishes

Powder coating boasts a smooth, consistent finish and textured options to resist marring and chipping.



10 Designer White

A versatile warm white with a smooth finish and a hint of gloss.




30 Satin Black

An understated matte black finish with endless versatility.



40 Wrinkled Black

A beautifully textured finish resistant to signs of wear and tear.



45 Gun Metal Grey

A cool and sophisticated grey with a smooth finish and a hint of gloss.




50 Pavestone

A warm and versatile grey with a smooth finish and a hint of gloss.



60 Burnt Penny

A smooth finish with a hint of gloss enhanced by a rich, warm hue.



80 Midnight Copper

A matte black finish accented with hand-painted copper edges.



Color Chips

Confidently select the right powder coated color option for your next project. Contact your authorized dealer for color chips.

Select compatible components available in these finishes:



BS Brushed Stainless*
* not powder coated



AN Antique Nickel*
* not powder coated

We have made every effort to display colors accurately. Physical product(s) may vary slightly from images shown.

Discover the TimeLine® Difference


Quality Finishes.
Unique Designs.
Tested.

TimeLine® was designed to provide a product that designers, builders, installers, and homeowners can count on for consistent quality, strength, and durability that is easy to install and offers clients distinctive and aesthetically pleasing styles.

We continue to deliver this exceptional quality with new, unique designs to broaden the offering for those looking beyond standard railings.

TIMELINE®
by
BEZDAN

Plain baluster TL15RD-30




Safety and Quality

All TimeLine® balusters have undergone independent proof load testing in accordance with:

- Section 4.1.5.14 of 2015 National Building Code of Canada
- Section 4.1.5.14 of 2012 Ontario Building Code
- Section 1607.8.1.2 of 2018 IBC, *Intermediate Rails*
- Section R301.5 of 2018 IRC, *Minimum Uniformly Distributed Live Loads*


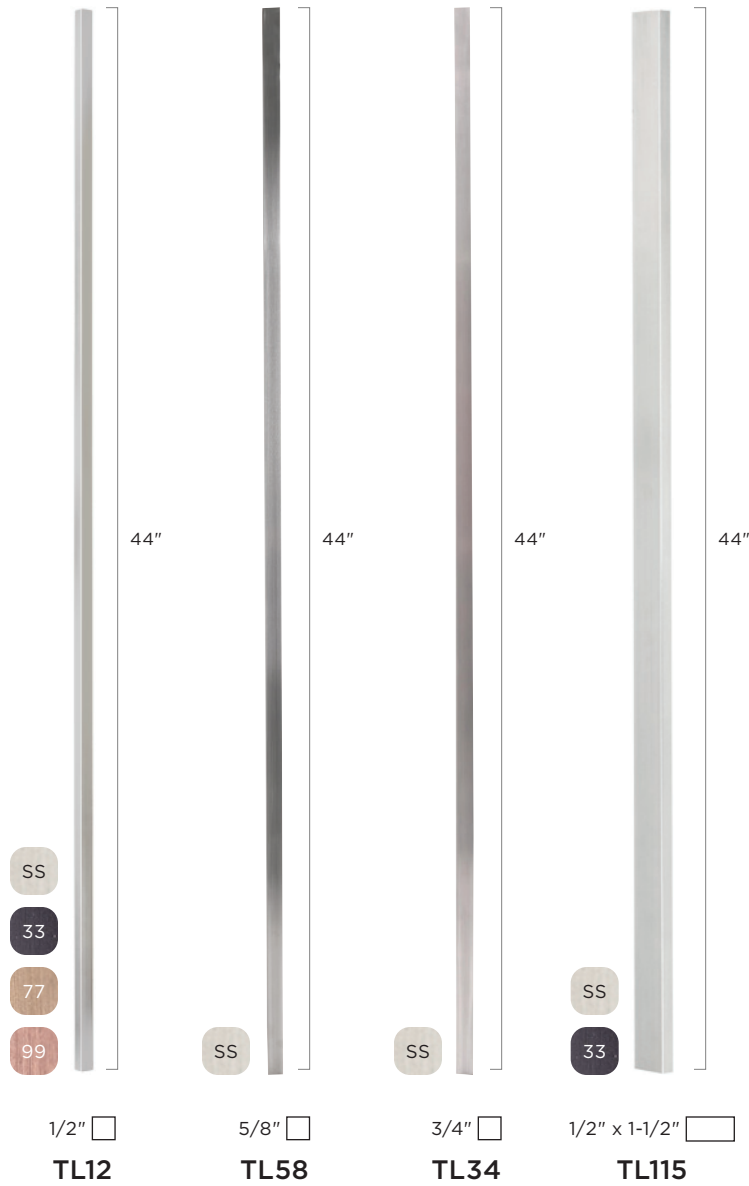
Downloadable reports available at geobezdan.com/resource-library



Top Left: Stainless steel baluster TL12-SS, TL12-33, TL12-77, TL12-99 Top and Bottom Right: Stainless steel baluster TL12-SS and TL115-SS Centre: Stainless steel baluster TL12-77 Bottom Left: Stainless steel baluster TL115-SS

Square & Rectangular Stainless Steel Balusters

1/2", 5/8", 3/4" Square and 1/2" x 1-1/2" Rectangular Tube




Stainless steel baluster TL12

Beyond Ordinary

Want to make a statement? Colored stainless steel balusters provide an eye-catching, reflective finish that embodies the on-trend metallic look—an innovative way to elevate railings.

Read more about the colored stainless trend and more designer tips at geobezdan.com/news

Baluster		Part Number		Dimensions	Options/Notes
Size	Tube	Style No.	Color		
1/2"	□	TL12	SS 33	44" L	 Suitable for use with the TimeLine Connector (TLC SS) or Spirol Pin SS. See page 53.
5/8"			77 99		
3/4"			SS		
1/2" x 1-1/2"	□	TL115	SS 33		

Round Stainless Steel Balusters

1/2", 5/8" and 3/4" Round Tube




Stainless steel baluster TL12-77 and plain baluster TL12X-30

Play with Patterns

Want to create some interest in your railing design? Play with varied spacing, use different shapes, or add some color. Use plain balusters to frame and feature a decorative style for visual impact. Need help to visualize? Use the TimeLine® Designer tool to create and save ideas.

Discover more at thetimelinedesigner.com

Baluster		Part Number		Dimensions	Options/Notes
Size	Tube	Style No.	Color		
1/2"	○	TL15RD	SS	44" L	
5/8"		TL58RD	SS 33		
3/4"		TL34RD	SS		



Quick Guide to Size

Stainless round tube from smallest to largest - 1/2", 5/8", and 3/4". See page 50 for a complete guide to the square and round tube sizes.



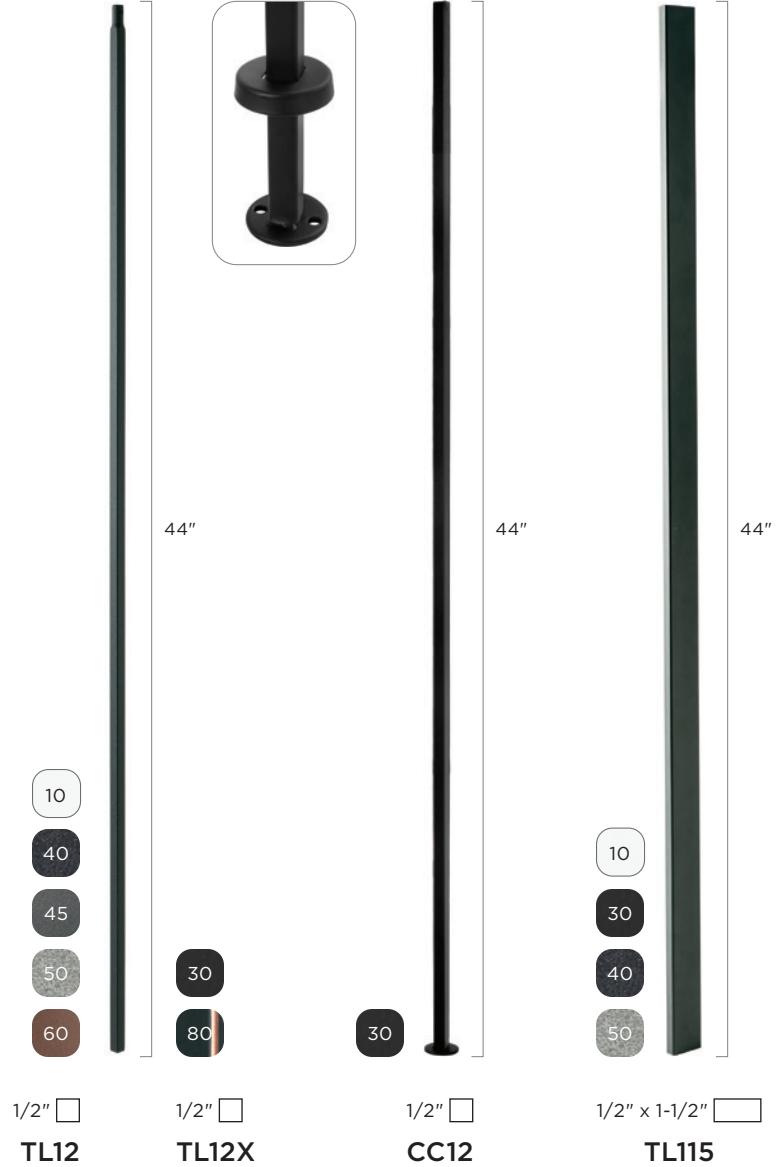
Top Left: Stainless steel baluster TL15RD-SS
Top Right and Bottom: Plain baluster TL12X-30

Plain Square Steel Balusters

1/2" Square and 1/2" x 1-1/2" Rectangular Tube




Plain baluster TL115-30



Baluster		Part Number		Dimensions	Inclusions	Options/Notes
Size	Tube	Style No.	Color			
1/2"	□	TL12	10 40 45 50 60	44" L	3/4" L dowel top	<p>Suitable for use with the TimeLine Connectors (TLC and TLC SS) or Spirol Pin. See page 53.</p>
		TL12X	30 80			
		CC12	30		Anchor plate	Includes 2 #8 Robertson screws in matching 30 Satin Black
1/2" x 1-1/2"	▭	TL115	10 30 40 50			Suitable for use with the TimeLine Connector (TLC SS). See page 53.

Plain Square Steel Balusters

5/8", 3/4" and 1" Square Tube



Think Horizontal

Horizontal style railing is trending. Want to create some real interest? Try using rectangular balusters in your horizontal railing design. Add some "wow!" with this bold and beautiful style.

Explore more at geobezdan.com/horizontal-railing

Baluster		Part Number		Dimensions	Inclusions	Options/Notes
Size	Tube	Style No.	Color			
5/8"	□	TL12A	10 30 50	44" L	3/4" L dowel top	Not suitable for use with discs, TimeLine Connectors (TLC and TLC SS) or Spirol Pin.
3/4"		TL34	30			
1"		TL10	30			

Get social with us!

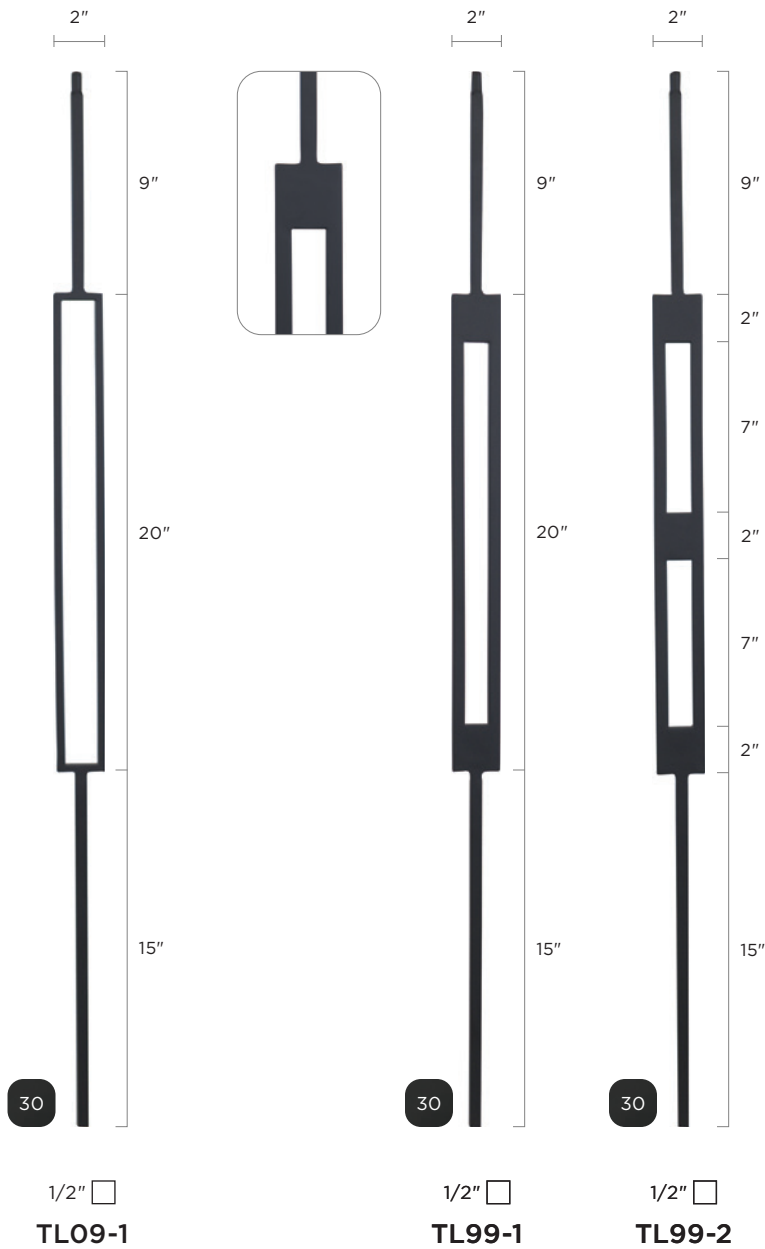


Get noticed by potential clients looking for high-quality stairs and railings by tagging your social posts with [#bezdanrailings](https://twitter.com/bezdanrailings).



Geometric Square Steel Balusters

1/2" Square Tube



Have you updated your showroom displays?

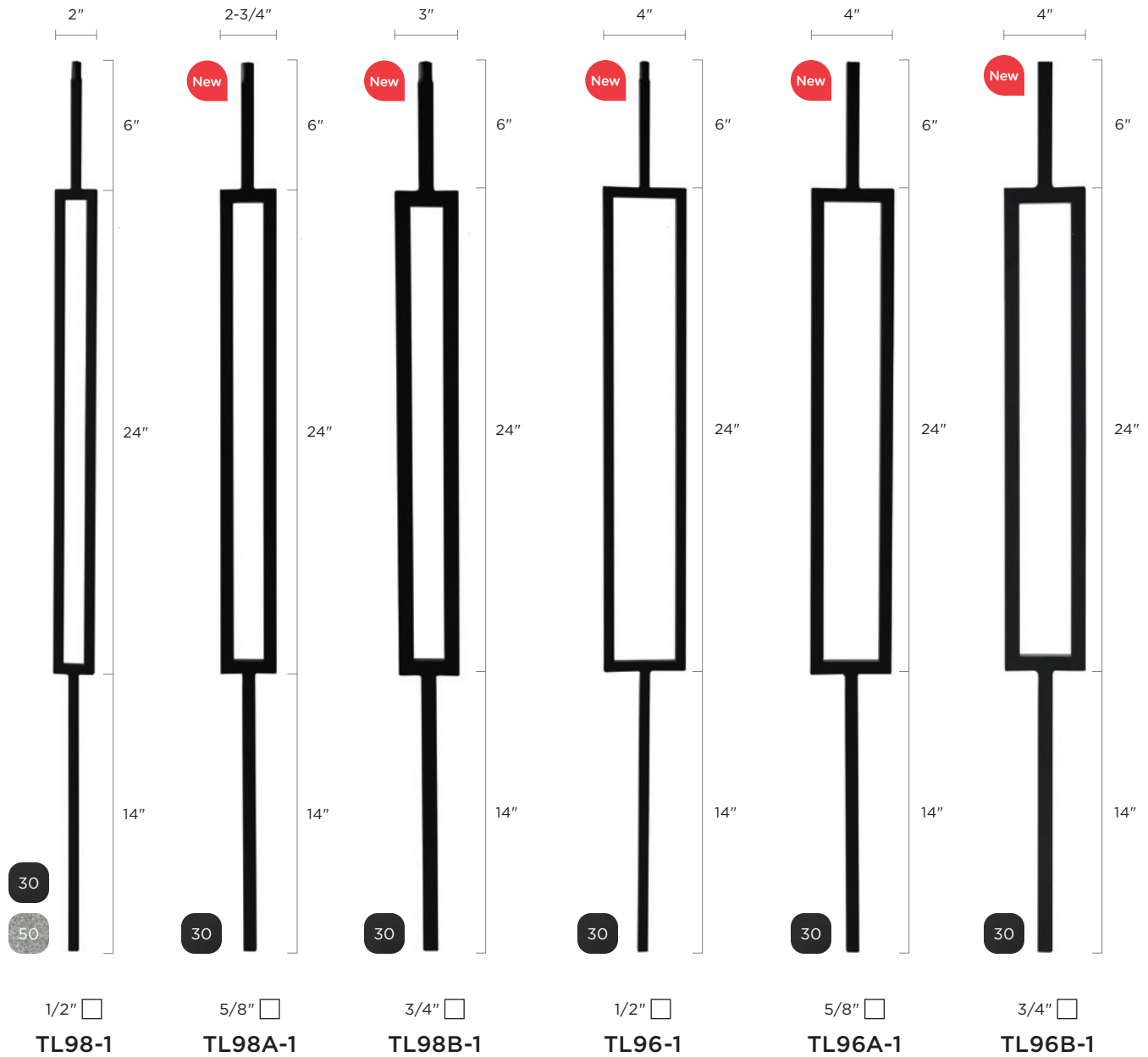
With so many new TimeLine® baluster styles, ignite your customer's imagination by featuring these fresh, unique, on-trend styles.


For more information on our sample program, please contact your Sales Representative.

Baluster		Part Number		Dimensions	Inclusions	Options/Notes
Size	Tube	Style No.	Color			
1/2"	□	TL09-1	30	44" L	3/4" L dowel top	<p>Suitable for use with the TimeLine Connectors (TLC and TLC SS) or Spirol Pin. See page 53.</p>
		TL99-1				
		TL99-2				

Geometric Square Steel Balusters

1/2", 5/8" and 3/4" Square Tube



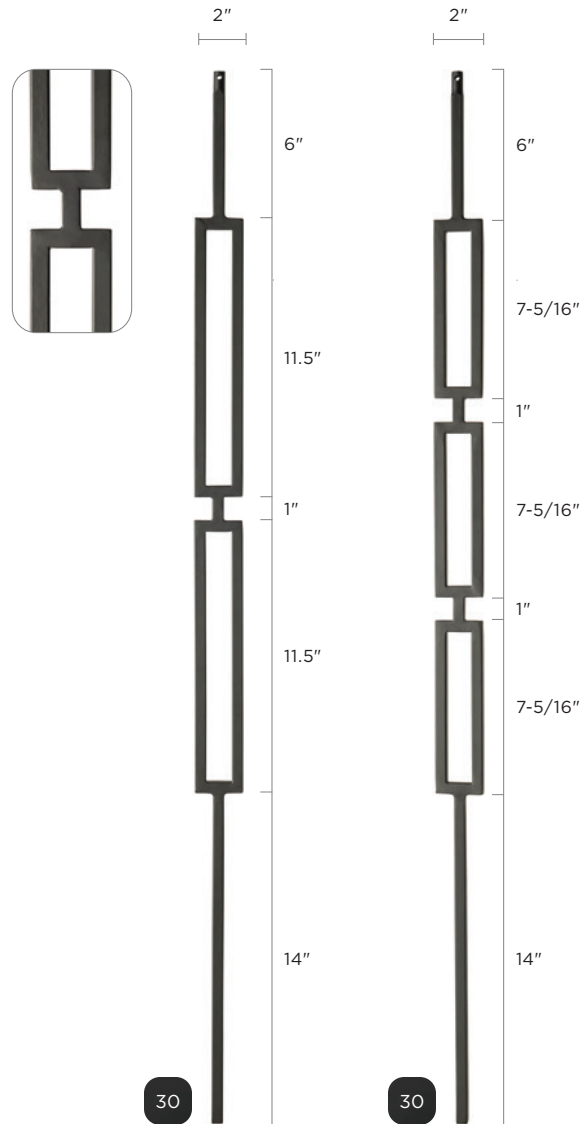
Baluster		Part Number		Dimensions	Inclusions	Options/Notes
Size	Tube	Style No.	Color			
1/2"	□	TL98-1	30 50	44" L	3/4" L dowel top	 <p>TL98-1 and TL96-1 1/2" Spindles are suitable for use with the TimeLine Connectors (TLC and TLC SS) or Spirol Pin. See page 53.</p>
5/8"		NEW TL98A-1				
3/4"		NEW TL98B-1				
1/2"		NEW TL96-1	30			
5/8"		NEW TL96A-1				
3/4"		NEW TL96B-1				



Geometric baluster TL96-1-30 and plain baluster TL12X-30

Geometric Square Steel Balusters


1/2" Square Tube



Geometric baluster TL98-3-30, TL98-2-30 and TL98-1-30

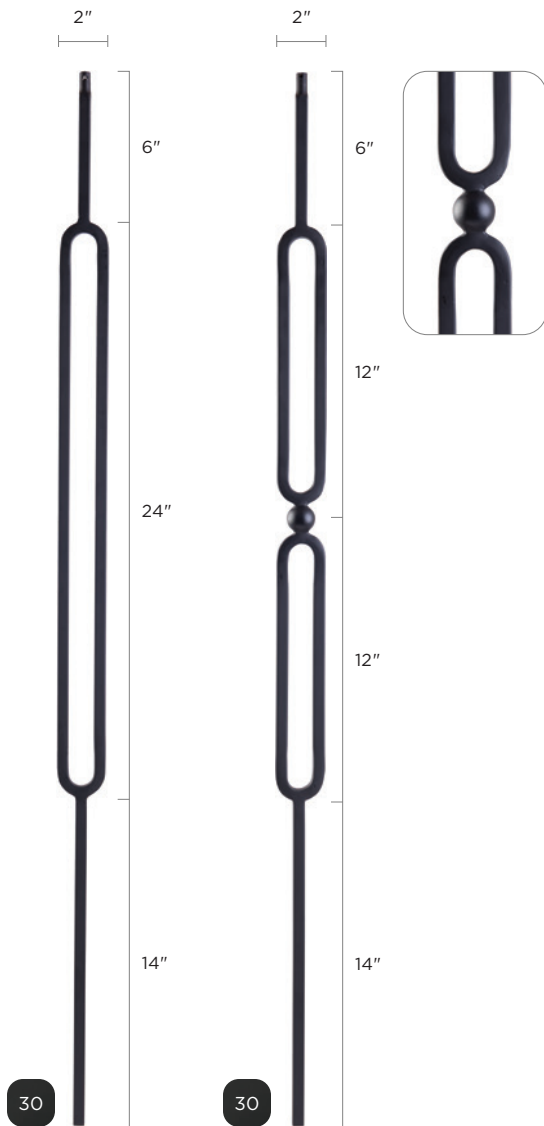
1/2" □
TL98-2

1/2" □
TL98-3

Baluster		Part Number		Dimensions	Inclusions	Options/Notes
Size	Tube	Style No.	Color			
1/2"	□	TL98-2	30	44" L	3/4" L dowel top	 <p>Suitable for use with the TimeLine Connectors (TLC and TLC SS) or Spirol Pin. See page 53.</p>
		TL98-3				

Geometric Square Steel Balusters

1/2" Square Tube




1/2" □
TL68-1

1/2" □
TL68-2



Geometric baluster TL68-1-30 and plain baluster TL12X-30

Baluster		Part Number		Dimensions	Inclusions	Options/Notes
Size	Tube	Style No.	Color			
1/2"	□	TL68-1	30	44" L	3/4" L dowel top	 <p>Suitable for use with the TimeLine Connectors (TLC and TLC SS) or Spirol Pin. See page 53.</p>
		TL68-2				

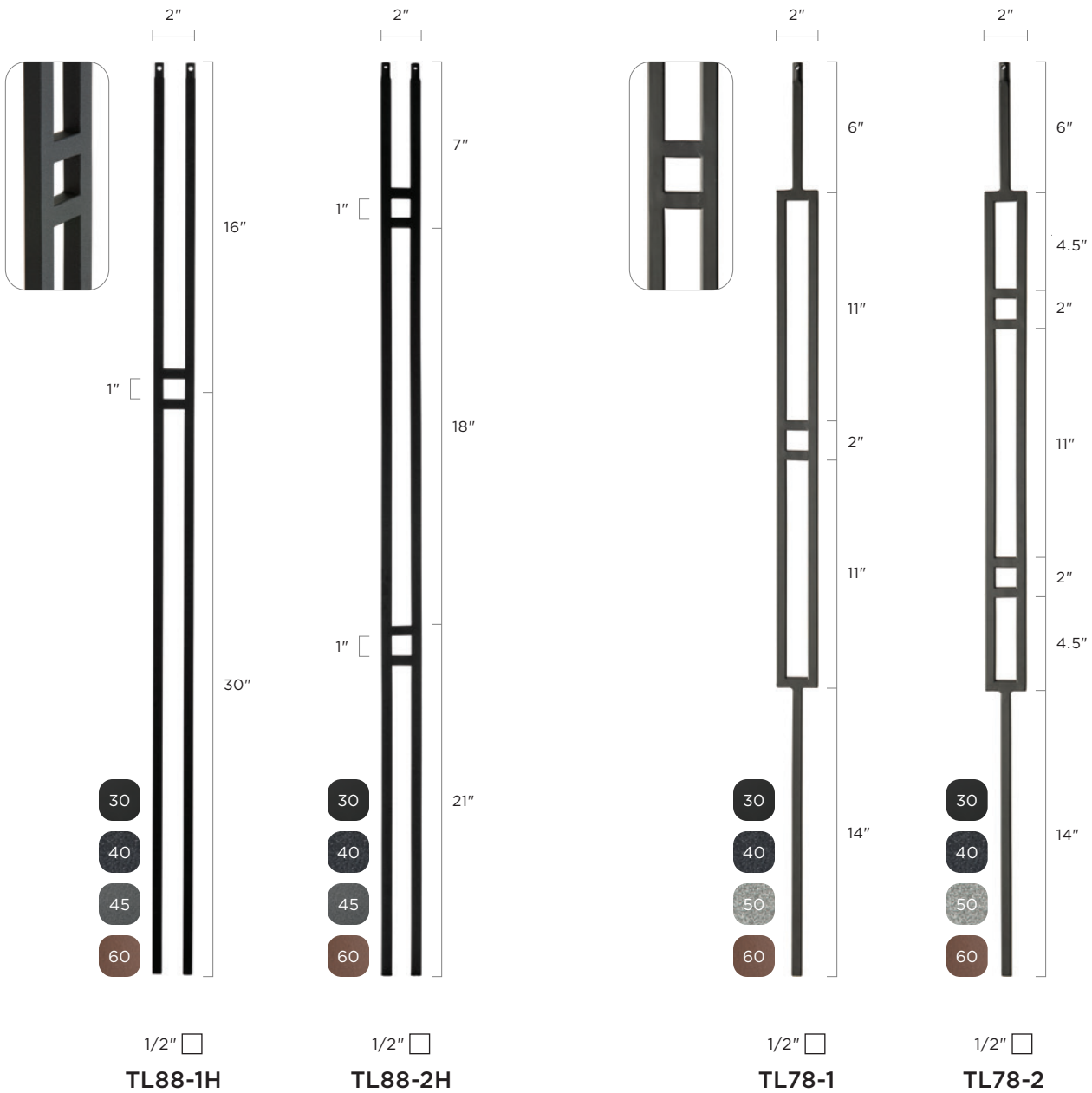



Left: Geometric baluster TL78-2-30, plain baluster TL12X-30 and base collar 10-10-60

Right: Geometric baluster TL88-2H-30 and plain baluster TL12X-30 Bottom Left: Geometric baluster TL98-1-30

Geometric Square Steel Balusters

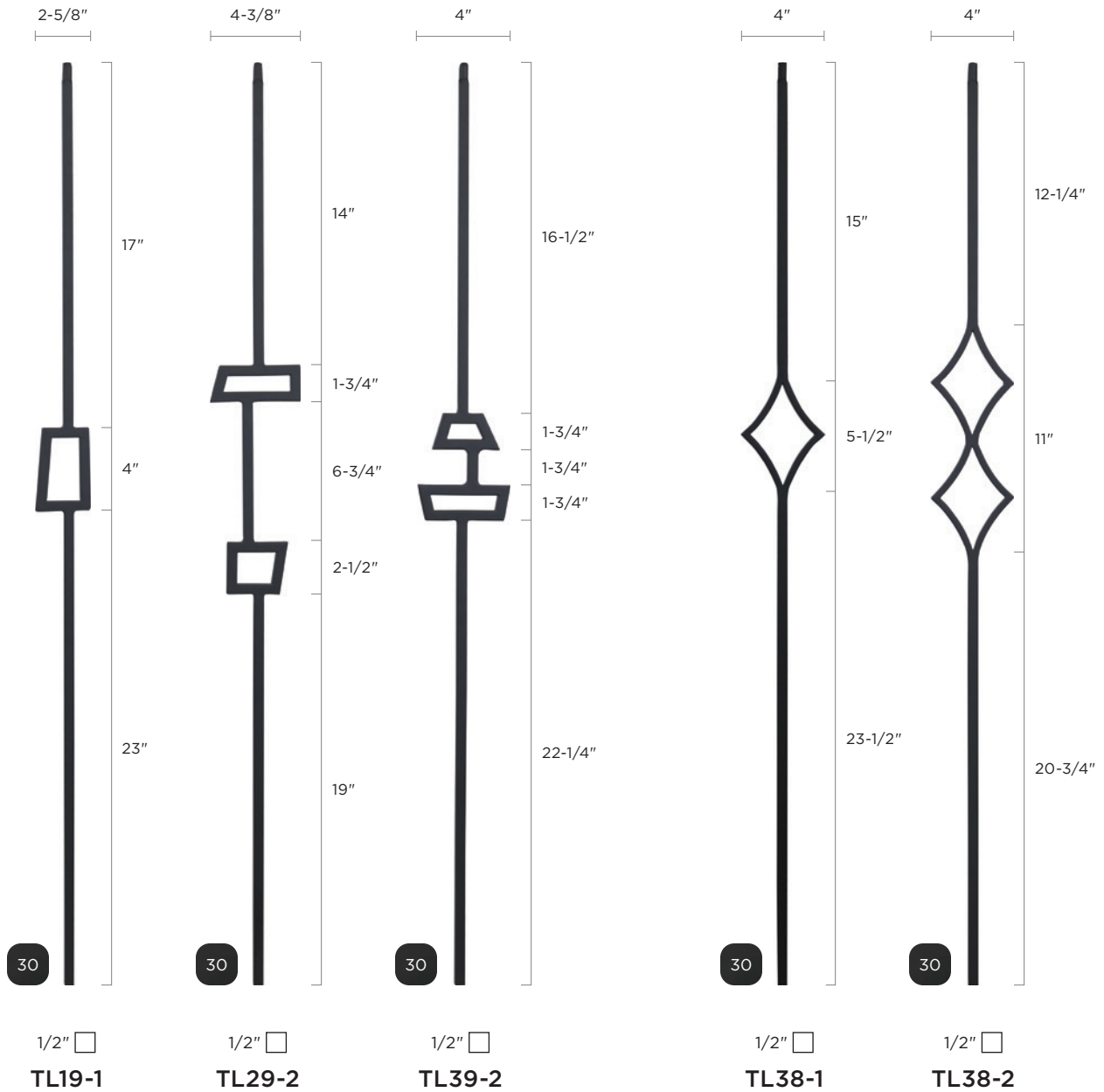
1/2" Square Tube




Baluster		Part Number		Dimensions	Inclusions	Options/Notes
Size	Tube	Style No.	Color			
1/2"	□	TL88-1H	30 40	46" L	3/4" L dowel top	 <p>Suitable for use with the TimeLine Connectors (TLC and TLC SS) or Spirol Pin. See page 53.</p> <p>TL88 styles not suitable for use with discs or base collars.</p>
		TL88-2H	45 60			
		TL78-1	30 40	44" L		
		TL78-2	50 60			

Geometric Square Steel Balusters

1/2" Square Tube



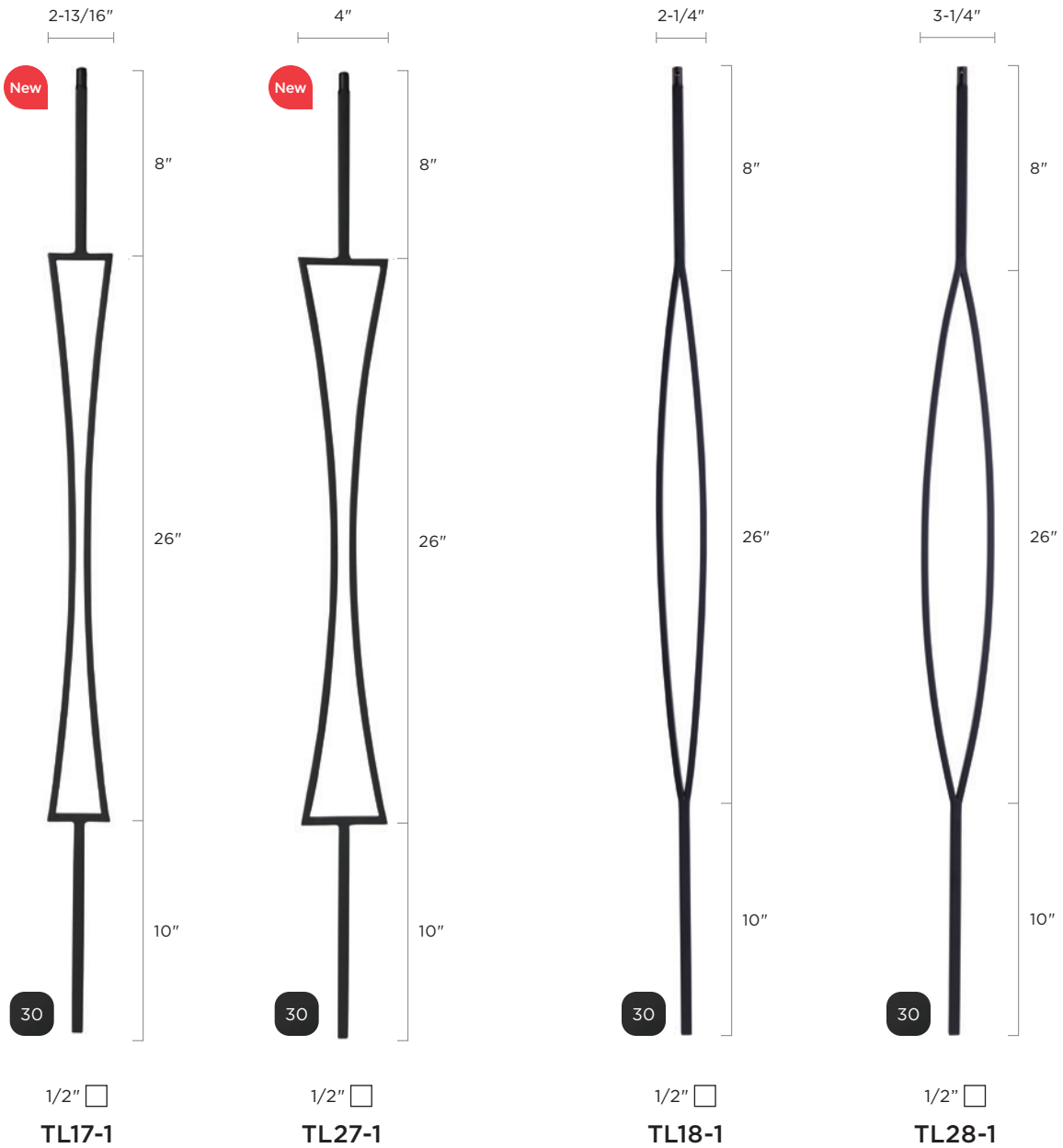
Baluster		Part Number		Dimensions	Inclusions	Options/Notes
Size	Tube	Style No.	Color			
1/2"	□	TL19-1	30	44" L	3/4" L dowel top	 <p>Suitable for use with the TimeLine Connectors (TLC and TLC SS) or Spirol Pin. See page 53.</p>
		TL29-2				
		TL39-2				
		TL38-1	30			
		TL38-2				




Geometric baluster TL38-1-30, TL38-2-30 and plain baluster TL12X-30

Geometric Square Steel Balusters

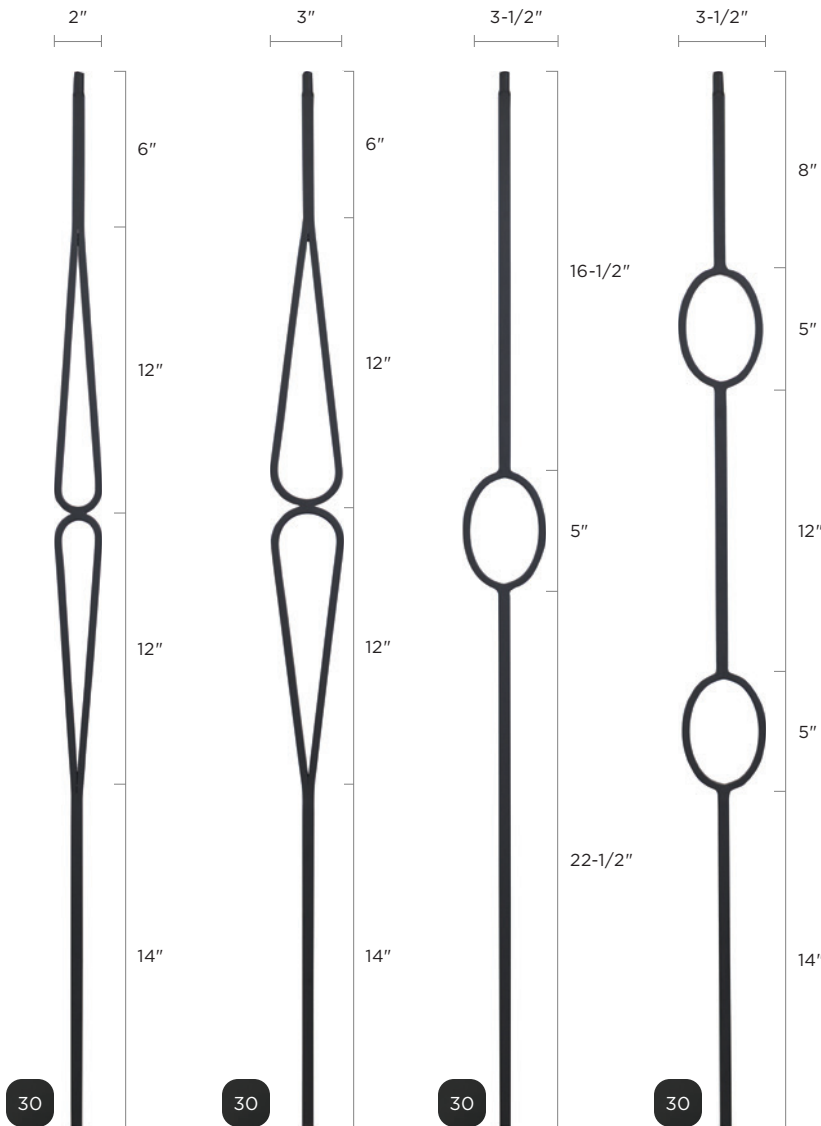
1/2" Square Tube



Baluster		Part Number		Dimensions	Inclusions	Options/Notes
Size	Tube	Style No.	Color			
1/2"	□	New TL17-1	30	44" L	3/4" L dowel top	 Suitable for use with the TimeLine Connectors (TLC and TLC SS) or Spirol Pin. See page 53.
		New TL27-1				
		TL18-1				
		TL28-1				

Geometric Square Steel Balusters

1/2" Square Tube



1/2" □
TL47-2


1/2" □
TL48-2

1/2" □
TL08-1

1/2" □
TL08-2



Geometric baluster TL47-2-30 and plain baluster TL12X-30

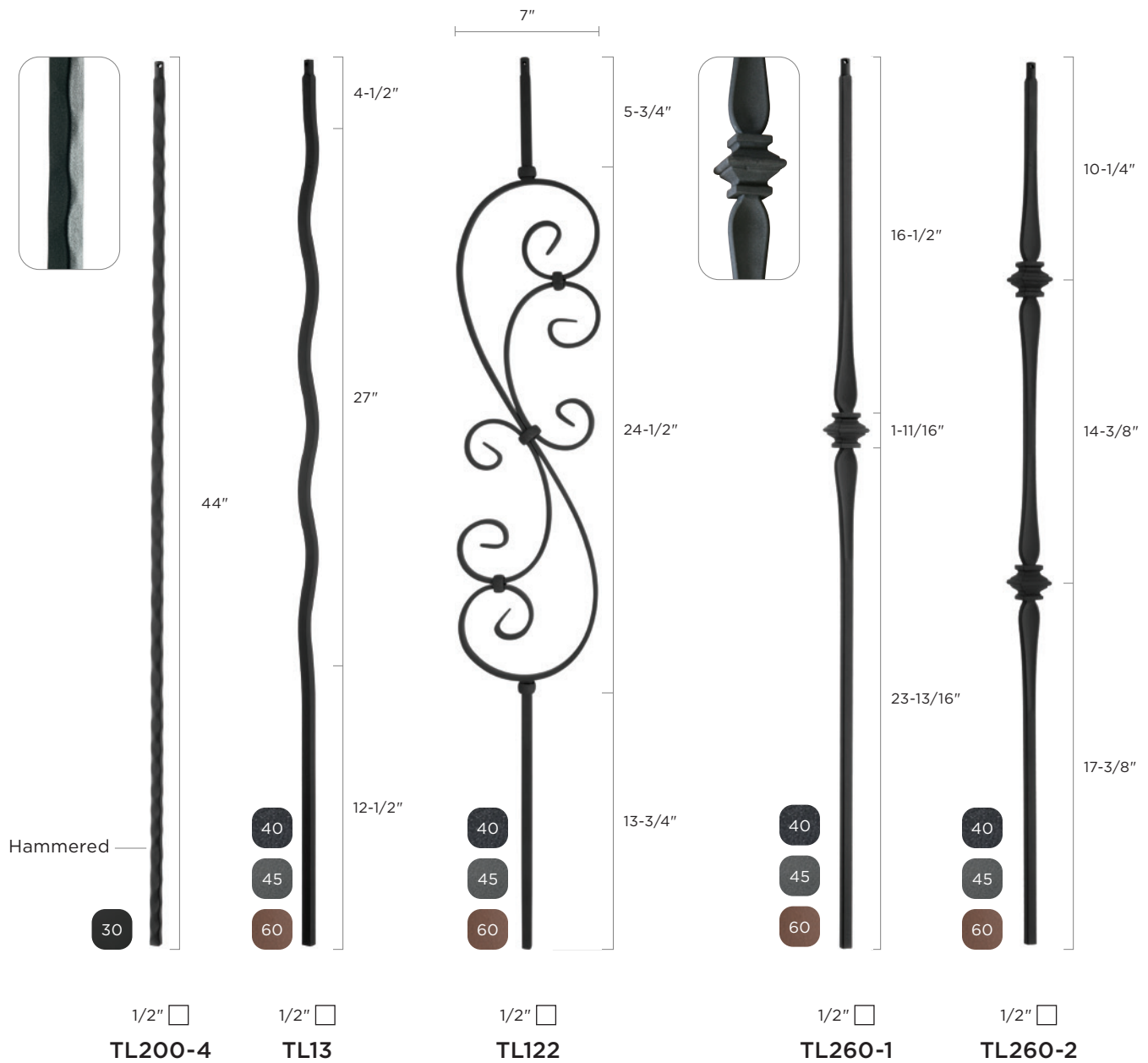
Baluster		Part Number		Dimensions	Inclusions	Options/Notes
Size	Tube	Style No.	Color			
1/2"	□	TL47-2	30	44" L	3/4" L dowel top	 Suitable for use with the TimeLine Connectors (TLC and TLC SS) or Spirol Pin. See page 53.
		TL48-2				
		TL08-1	30			
		TL08-2				



Decorative baluster TL122-40 and plain baluster TL12-40

Decorative Square Steel Balusters

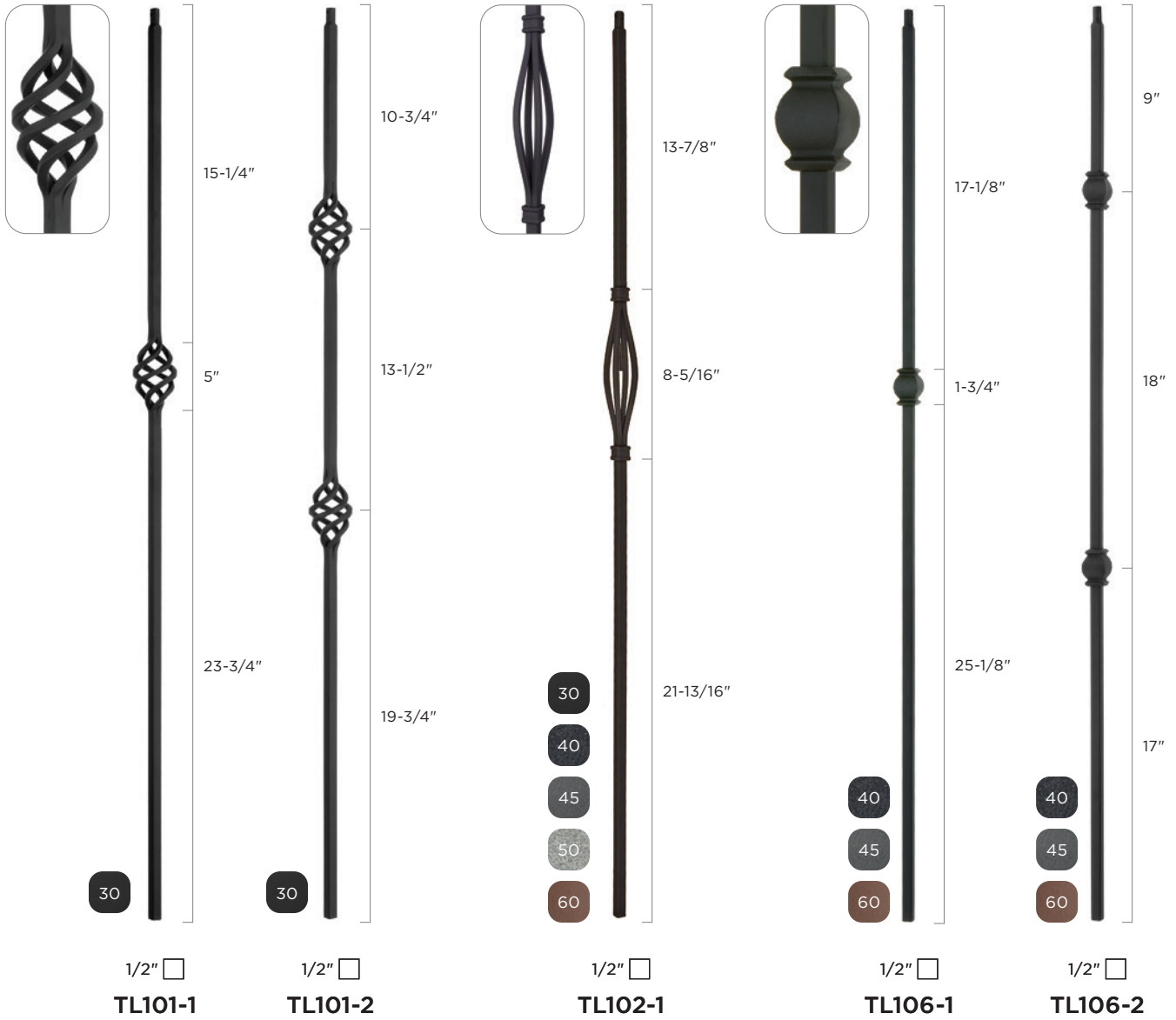
1/2" Square Tube




Baluster		Part Number		Dimensions	Inclusions	Options/Notes
Size	Tube	Style No.	Color			
1/2"	□	TL200-4	30	44" L	3/4" L dowel top	Hammered detail of baluster not suitable for use with discs, base collars, TimeLine Connectors (TLC and TLC SS) or Spirol Pin.
		TL13	40 45 60			
		TL122	40 45 60			
		TL260-1	40 45 60	42" L		Suitable for use with the TimeLine Connectors (TLC and TLC SS) or Spirol Pin. See page 53.
		TL260-2	40 45 60			

Decorative Square Steel Balusters

1/2" Square Tube



Baluster		Part Number		Dimensions	Inclusions	Options/Notes
Size	Tube	Style No.	Color			
1/2"	□	TL101-1	30	44" L	3/4" L dowel top	 <p>Suitable for use with the TimeLine Connectors (TLC and TLC SS) or Spirol Pin. See page 53.</p>
		TL101-2				
		TL102-1	30 40 45 50 60			
		TL106-1	40 45 60			
		TL106-2	40 45 60			



Top Left: Decorative baluster TL101-2-30 and plain baluster TL12X-30 Top Right: Decorative baluster TL122-60 Bottom Left: Decorative baluster TL102-1-30 and TL12X-30 Bottom Right: Decorative baluster TL122-40 and plain baluster TL12-40

Project Spotlights

See our project spotlights with top designers that feature TimeLine® balusters.

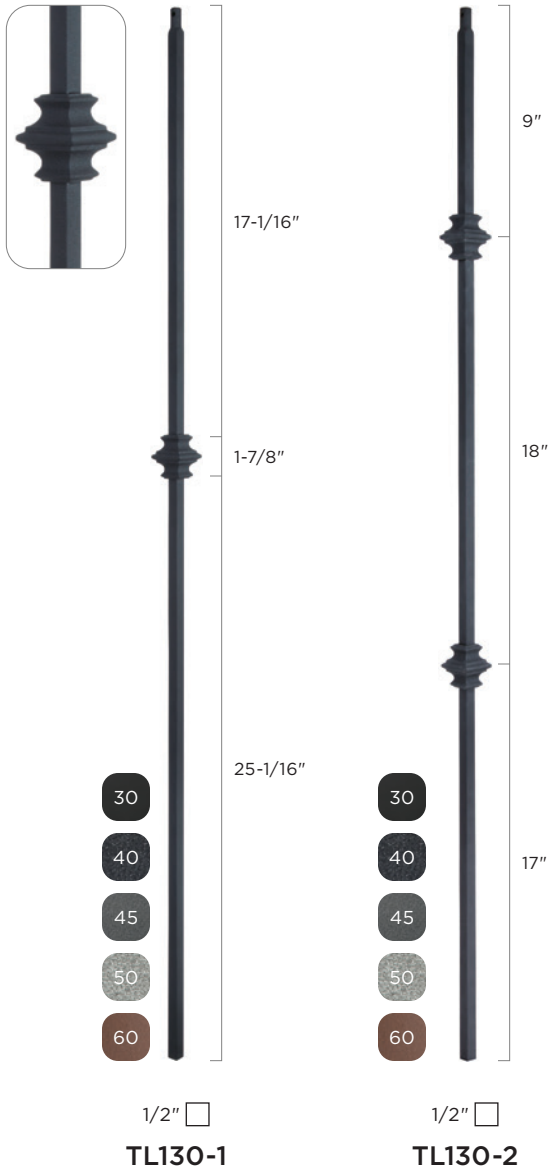


@bezdanrailings


Go to our Instagram highlights to learn more.

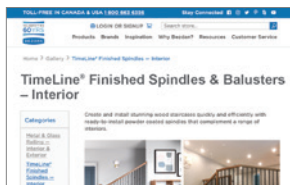
Decorative Square Steel Balusters

1/2" Square Tube



Decorative balusters TL130-1, TL130-2 and TL12X in a range of color options

Baluster		Part Number		Dimensions	Inclusions	Options/Notes
Size	Tube	Style No.	Color			
1/2"	□	TL130-1	30 40 45	44" L	3/4" L dowel top	 Suitable for use with the TimeLine Connectors (TLC and TLC SS) or Spirol Pin. See page 53.
		TL130-2	50 60			



Explore Ideas for Railings


Our photo gallery includes dozens of installation photos in a wide range of interiors to inspire ideas. Check it out at geobezdan.com/photo-gallery.

Plain Round Steel Balusters

1/2", 9/16", 5/8" and 3/4" Round Tube



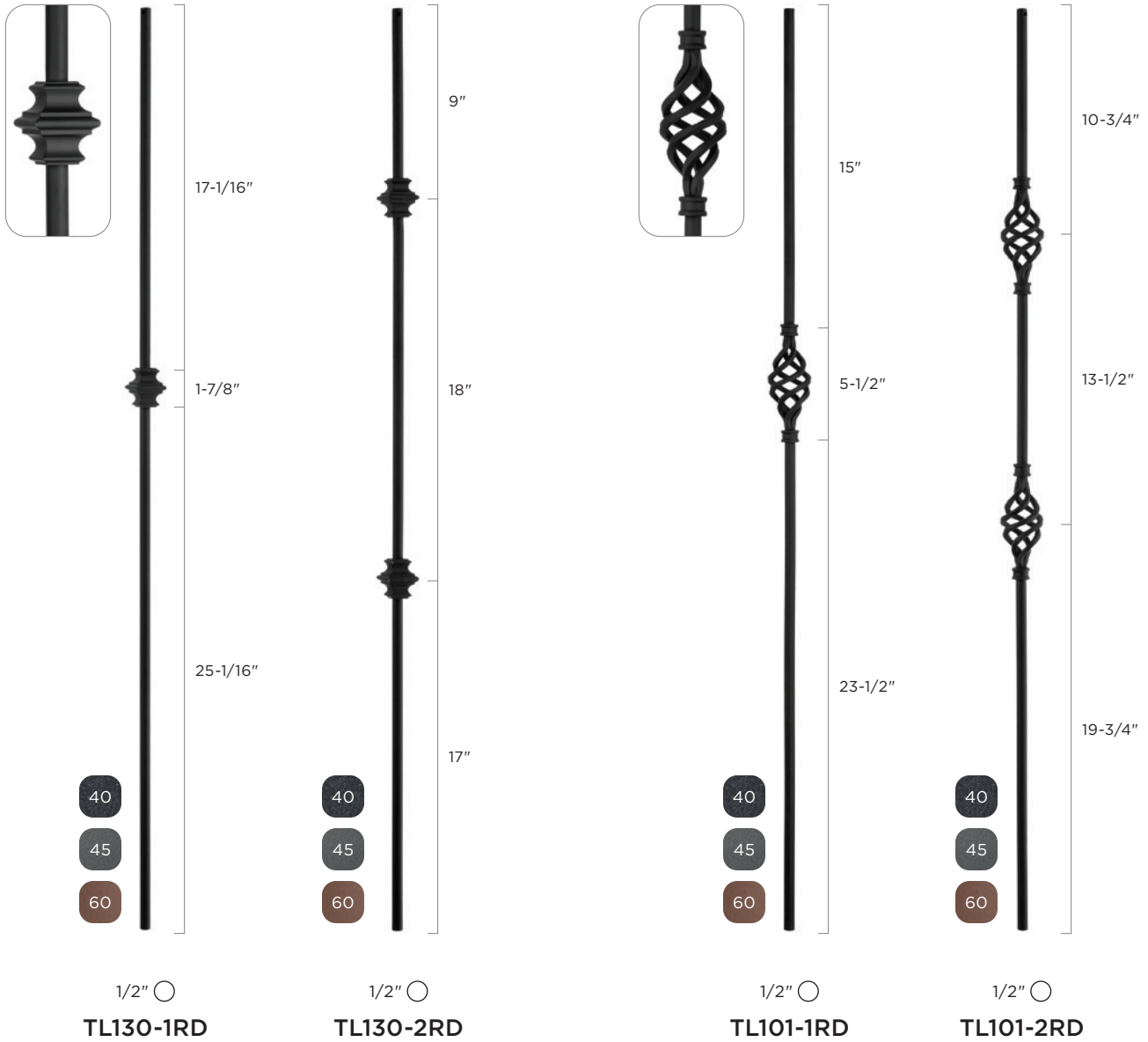
Plain baluster TL15RD-30



Baluster		Part Number			Dimensions	Options/Notes
Size	Tube	Style No.	Color			
1/2"	○	TL15RD	30 40 45 50 60		44" L	See compatible baluster and base collars on pages 43, 45, 46, 49, 50.
9/16"		TL261-4RD	30 40 45 50 60		43" L	
5/8"		TL58RDL	30 40 45 60		46" L	
3/4"		TL34RD	30		44" L	

Decorative Round Steel Balusters

1/2" Round Tube

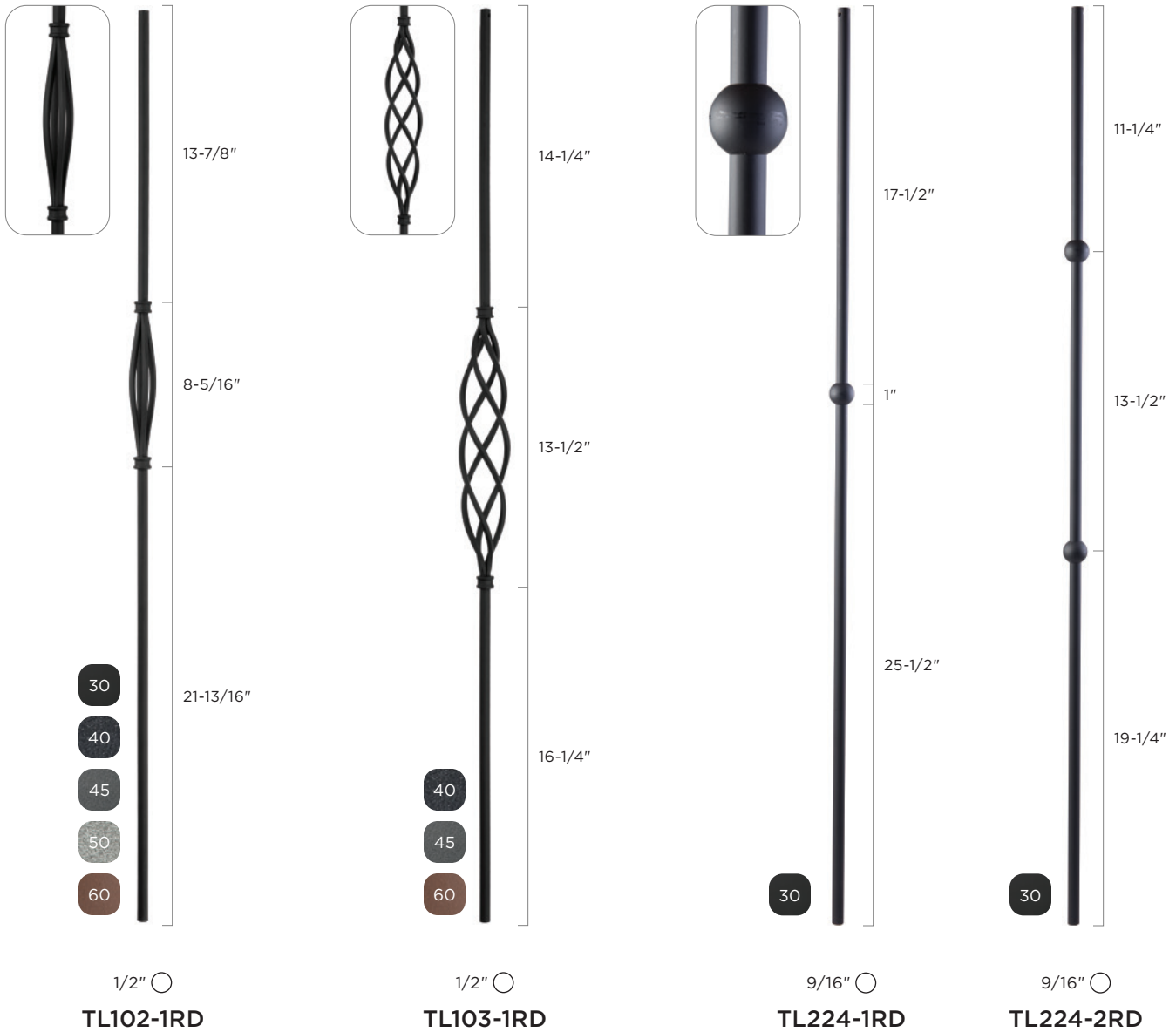


Baluster		Part Number		Dimensions	Options/Notes
Size	Tube	Style No.	Color		
1/2"	○	TL130-1RD	40 45 60	44" L	
		TL130-2RD			
		TL101-1RD			
		TL101-2RD			



Decorative Round Steel Balusters

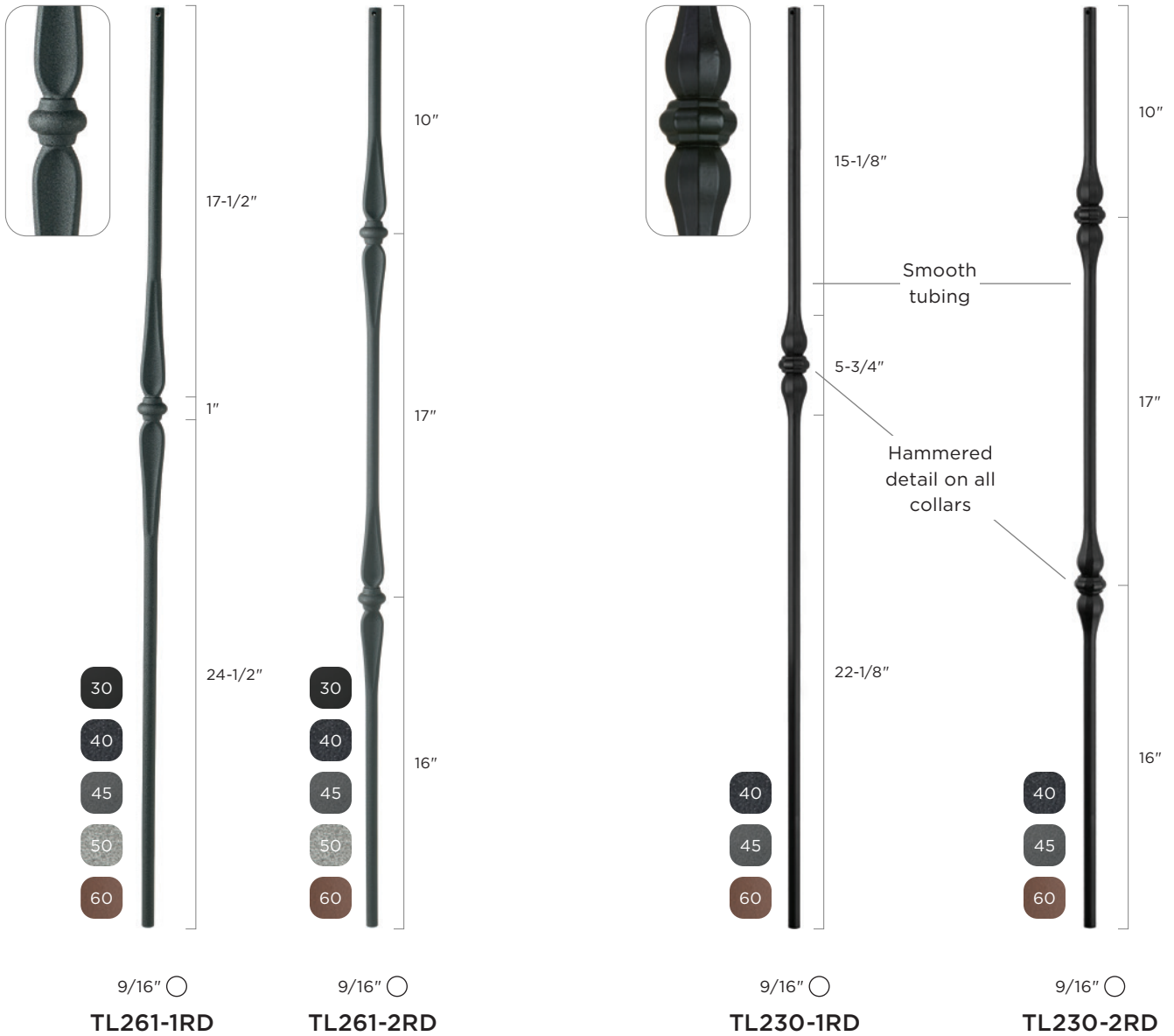
1/2" and 9/16" Round Tube



Baluster		Part Number		Dimensions	Options/Notes
Size	Tube	Style No.	Color		
1/2"	○	TL102-1RD	30 40 45 50 60	44" L	
		TL103-1RD	40 45 60		
9/16"	○	TL224-1RD	30		
		TL224-2RD			

Decorative Round Steel Balusters

9/16" Round Tube



Baluster		Part Number		Dimensions	Options/Notes
Size	Tube	Style No.	Color		
9/16"	○	TL261-1RD	30 40 45 50 60	43" L	
		TL261-2RD			
		TL230-1RD	40 45 60		
		TL230-2RD			



Top: Decorative baluster TL230-1RD-45, TL230-2RD-45 and plain baluster TL261-4RD-45 **Bottom Left:** Decorative baluster TL230-1RD-60 **Bottom Right:** Decorative baluster TL261-1RD-40 and plain baluster TL261-4RD-40



Decorative baluster TL104-1RD-30 and plain baluster TL58RDL-30

Decorative Round Steel Balusters

5/8" Round Tube




Decorative baluster TL105-1RD-30 and plain baluster TL58RDL-30

Baluster		Part Number		Dimensions	Options/Notes
Size	Tube	Style No.	Color		
5/8"	○	TL104-1RD	30 45 60	44" L	
		TL105-1RD			

Decorative Round Aluminum Balusters

5/8" Round Tube



Decorative baluster TL450RD-60

Ease of Installation

TimeLine® hollow tube balusters are a minimum height of 42" allowing for a custom cut on-site. Check out our YouTube channel to view installation videos and accessories to suit your preferred method.



Baluster		Part Number		Dimensions	Options/Notes
Size	Tube	Style No.	Color		
5/8"	○	TL450RD	30 45 60	44" L	Decorative center detail of balusters is made of smooth die cast aluminum. Straight tube sections are heavy gauge aluminum fastened mechanically on each end of center detail. These balusters can be used together, or combine either one with a round tube baluster, TL58RDL.
		TL415RD			

Bring Your Ideas to Life

Visualize a railing design in four easy steps using the TimeLine® Designer. This interactive tool allows you to mix and match with just a few clicks of the mouse. Explore different baluster options and create railing patterns that you can save and share.

Visit
thetimedesigner.com



Photo Gallery

View our gallery of installation photos to inspire ideas for your next project.

Visit
geobezdan.com/gallery/timeline



Horizontal Infill - Plain Steel Lengths

1/2" Square, 1/2" and 5/8" Round Tube



Baluster		Part Number		Dimensions	Options/Notes
Size	Tube	Style No.	Color		
1/2"	□	NEW TL612	30	60" L	44" - 46" balusters in round, square and rectangular forms can also be used to create a horizontal style railing.
1/2"	○	NEW TL615RD			
5/8"		NEW TL658RD			



Bezdan Stainless Cross Tube #8030. See more at bit.ly/cross-tube.

Explore Horizontal Railing

Designers, builders, and homeowners are embracing new options for guard rails and looking beyond vertical installations for their railings.

If you like the look of horizontal railings, we offer a wide range of product choices.

For our full selection of railing products to create this versatile look, visit

geobezdan.com/horizontal-railing.

Horizontal Infill

New 60" lengths in round and square are easy to ship and handle and are ideal for horizontal infill with wood posts, minimizing waste.





Plain baluster TL12X-30 with baluster collar 10-75-30

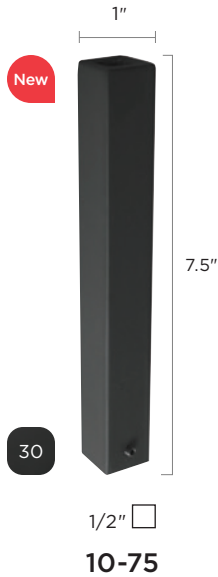
Baluster and Base Collars

Dress Up Plain Balusters

Discover limitless design options when pairing plain spindles with the new base and baluster collars from Bezdán. Secure powder coated steel square base collars at the top or bottom of a spindle to add visual interest and elegance.

Affix stainless steel square and round collars on the top, bottom, and middle of a spindle or anywhere in between to create unique patterns.

Secure at top or bottom of a baluster.



Secure anywhere on a baluster



Round or square stainless steel collars can be secured at various heights on plain powder coated or stainless balusters.

Baluster		Part Number		Material	Dimensions		Options/Notes
Size	Tube	Style No.	Color		Length	Width	
1/2"	□	NEW 10-75	30	Steel	7.5"	1"	Secure at top or bottom of plain baluster. Recessed set screw on one side.
		NEW 10-75	SS 33	Stainless Steel		5/8"	Secure at various heights on plain balusters. Recessed set screw on one side.
5/8"	○	NEW 10-75A	SS 33	Stainless Steel		3/4"	



Stainless steel baluster TL58RD-SS and TL58RD-SS + collar WC585-SQ-MP (painted white) + collar ML116-BS (x2)

Baluster Collars

Paint or Stain-to-Suit Round & Square Wood Baluster Collars

Design a baluster to suit any home décor with wood collars that can be painted or stained to create the look you want. Secure in place with fastening collars that affix with a set screw, are quick to assemble and require no messy glue. It's as easy as 1-2-3.



Plain baluster TL58RDL-30 and TL58RDL-30 + collar WC587-MP (stained) + collar ML116-30 (x2)



Baluster		Part Number		Dimensions		Options/Notes
Size	Tube	Style No.	Wood Type	Length	Width	
5/8"	○	WC583	MP OK	4"	1-5/16"	Wood collars in Birch (BC), Maple (MP) and Oak (OK) are supplied unstained. Suitable for use with the 5/8" ○ plain baluster TL58RD and TL58RDL, All colors, pages 8 and 30 respectively. Fasten to baluster with the 5/8" ○ ML116 style collars, page 46. Two fastening collars required for each wood collar.
		WC585		7"		
		WC587		10"		
		WC583-SQ	BC MP	4"	1-3/16"	
		WC585-SQ		7"		
		WC587-SQ		10"		



Baluster Collars

Add a Decorative Touch




Plain baluster TL12X-30 with BC-01-10

Mix and Match

A baluster collar adds a subtle accent to plain balusters with a tone on tone piece or delivers a big impact when you mix and match contrasting colors.

Baluster		Part Number		Material	Dimensions		Inclusions
Size	Tube	Style No.	Color		Length	Width	
5/8"	○	ML116	30 60 AN BS †	ML116 collars are zinc alloy.	3/4"	1-3/16"	Recessed set screw on 1 side
		ML123	30 AN BS †		2-1/2"	1-3/16"	
		ML716	30 AN BS †		5-9/16"	1-3/8"	
1/2"	□	BC-01	10 30 80 BS †	Powder coated baluster collars are diecast aluminum; plated collars (BS finish) are zinc alloy.	1-7/8"	1-9/16"	Recessed set screw on 2 sides
		10-06	30 80		1-3/4"	1-5/32"	
5/8"		BC-01A	10 30		1-15/16"	1-11/16"	

† BS The brushed stainless finish is achieved through a nickel plating process



Zipbolt™ Wood Fasteners

Innovative Assembling Solutions for Stairs and Railings


Zipbolt™ saves time and money with innovative fasteners for the most common joints in wood stairs, railings, cabinetry and furniture.



See the full line of Zipbolt fasteners at geobezdan.com/zipbolt




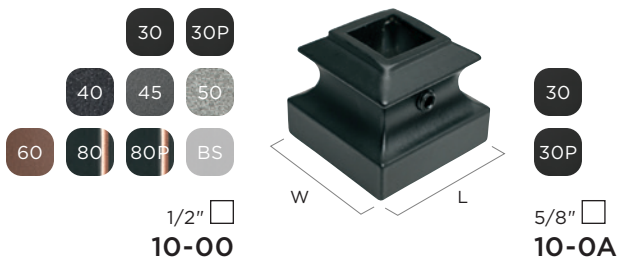
Top Left: Stainless steel baluster TL58RD-SS with baluster collars ML716-BS, ML123-BS and ML116-BS
Bottom Left: Baluster collars BC-01 Right: Plain baluster TL12-60 with baluster collar ML123-30



Top: Base collars 10-00 Bottom Left: Base collars 10-10 Bottom Right: Handrail brackets Bracket 2

Base Collars

Decorative Collars Color Matched to Balusters




Baluster		Part Number		Material	Dimensions		Application	Inclusions
Size	Tube	Style No.	Color		Length	Width		
1/2"	□	10-00	30 30P 40 45 50 60 80 80P BS [†]	Powder coated baluster collars are diecast aluminum; plated collars (BS finish) are zinc alloy. Select collars also available in ABS polymer, part #'s 10-00-30P, 10-00-80P and 10-0A-30P.	1-5/16"	1-5/16"	Level	Recessed set screw on 1 side
			10-17		30 40 45 50 60 80	1-5/16"	1-11/16"	
5/8"	□	10-0A	30 30P		1-7/16"	1-7/16"	Level	
			10-17A		30	1-7/16"	1-13/16"	
1/2"	○	10-18	30 40 45 50	Powder coated baluster collars are diecast aluminum; plated collars (BS finish) are zinc alloy.	1-5/16"	1-5/16"	Level	
			10-19		60	1-5/16"	1-11/16"	
5/8"	○	10-18A	30 40 45 60		1-5/16"	1-5/16"	Level	
			10-19A		30 40 45 60	1-7/16"	1-13/16"	

[†] BS The brushed stainless finish is achieved through a nickel plating process


Base Collars

Decorative Collars Color Matched to Balusters



Baluster		Part Number		Material	Application
Size	Tube	Style No.	Color		
1/2"	○	10-20	30 40 45 50 60	Base collars are stamped steel.	Level
9/16"		10-20D	30 40 45 50 60		
5/8"		10-20F	30 40 45 60		
1/2"		10-22	30 40 45 50 60		30° - 50° Slope
9/16"		10-22D	30 40 45 50 60		
5/8"		10-22F	30 40 45 60		
1/2"	□	10-15	30		Level

† BS The brushed stainless finish is achieved through a nickel plating process

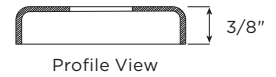



Tube Size Guide

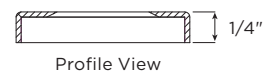

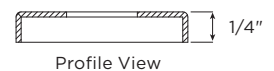

Steel tube balusters are available in various sizes to meet design preferences and have fewer balusters per tread. Round tube from smallest to largest: 1/2", 9/16", 5/8", and 3/4". The square tube ranges from 1/2", 5/8", 3/4", 1", and 1/2" x 1-1/2" options.

Base Collars

Decorative Collars Color Matched to Balusters



Base collars 10-10



Baluster		Part Number		Material	Application
Size	Tube	Style No.	Color		
1/2"	□	10-10	10, 30, 40, 45, 50, 60, BS [†]	Base collars are stamped steel.	Level
		NEW 10-30			
		NEW 10-32	30		
5/8"		10-10A	10, 30		Level

[†] BS The brushed stainless finish is achieved through a nickel plating process



Base collars 10-10-30 and 10-30-30

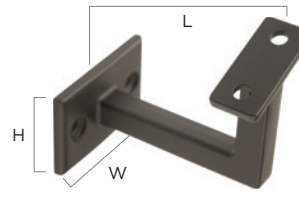
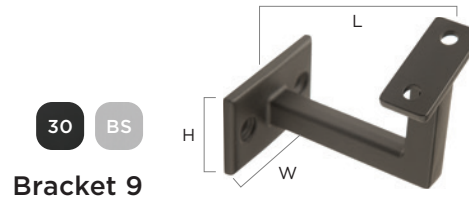
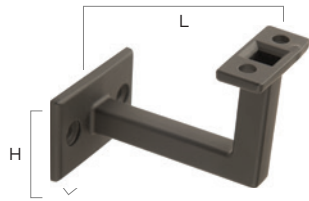
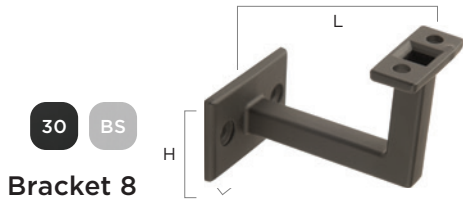

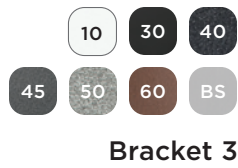
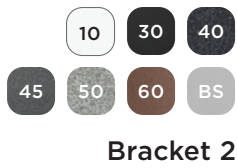
New Lower Profile Base Collar

Create a sleek and contemporary look with a base collar profile at 1/4" height for level (10-30-30) and slope (10-32-30) applications.




Handrail Brackets

Complement and Finish Every Detail

Zinc Alloy



Stainless Steel



Part Number		Material	Dimensions	Application	Inclusions
Style No.	Color				
Bracket 2	10 30 40 45	Zinc alloy	L 3-3/8" Ø 2-5/32"	Flat, fixed saddle.	Three #2 Phillips screws for flat bottom handrail and wall mounting. Color matched.
Bracket 3	50 60 BS†		L 3-3/8" Ø 2-1/8"		Five #2 Phillips screws for flat bottom handrail and wall mounting. Color matched.
Bracket 8	30 BS†		L 3" H 1-9/16" W 2-5/16"	Flat, adjustable saddle.	Four #2 Phillips screws for flat bottom handrail and wall mounting. Color matched.
Bracket 9	30 BS†				
9710	Stainless steel with a satin finish.	Stainless Steel 304 for indoor use	L 2-15/16" Ø 2-3/8" W 2-3/4"	Flat, fixed saddle.	Fasteners not included.
9720			Round, fixed saddle for Ø 1-1/2" handrail.		
9750			L 2-15/16" H 1-9/16" W 2-3/4"	Flat, fixed saddle.	
9770			Flat, adjustable saddle.		

† BS The brushed stainless finish is achieved through a nickel plating process

Accessories

Accessories to Suit Your Installation Method

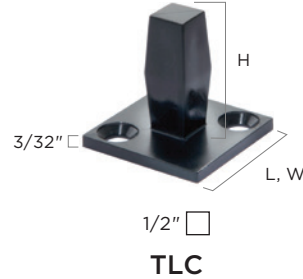
Discs

Steel discs for level and sloped railings. Color match to corresponding baluster for a finished look.



TimeLine® Connectors


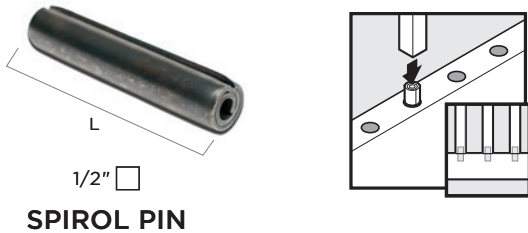
The TimeLine connectors adapt balusters for surface mount installation.



The TLC SS connector is a multi-use polymer fitting designed for rectangular and square hollow tube balusters to be secured to wood on level applications.

Spirol Pin

The spirol pin adapts a square baluster for easy installation. The carbon steel construction provides superior strength compared to wood dowels.



Snug fit with powder coated balusters. Relaxed fit with stainless steel balusters.



Visit our [YouTube channel](#) to view suggested installation methods using these accessories.

Baluster		Part Number		Material	Dimensions	For Use With	Inclusions
Size	Tube	Style No.	Color				
1/2"	□	Disc 1	10 30 40 45 50 60	Steel	ø 1-3/8"	Level	Includes two matte black #1 Robertson screws.
		Disc 2	80			Sloped	
		SPIROL PIN		High carbon steel	L 2"	Steel tube balusters	Wood screws not included.
		SPIROL PIN SS				Stainless steel balusters	
		TLC		Polymer	L 1-3/32" W 1-3/32" H 1-3/32"	Flat surface mount	
		TLC SS		Polymer	L 1-3/8"	SS and steel tube balusters	

More Choices

If you love the quality and attention to detail that TimeLine delivers, you'll be equally impressed with the exceptional design and function of Bezdán Stainless and Bezdán Cable.

Expertly procured product offerings in these proprietary lines of metal and glass and cable railing components offer more choices for railing designs.



STAINLESS



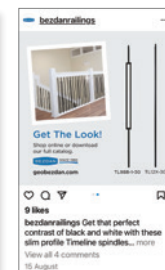
CABLE

Check out these brands and more at geobezdan.com/brands



Get Social with Us!

We're constantly updating our social feeds to bring you the latest news, products, and inspiring projects. Tag us in your posts and add [#bezdanrailings](https://www.instagram.com/bezdanrailings) to highlight your commitment to high quality components for stairs, decks, and railings.



Follow [@bezdanrailings](https://www.instagram.com/bezdanrailings)

Index

Search by Style Number

NUMERIC

10-06	46
10-10	51
10-15	50
10-17	49
10-18	49
10-19	49
10-20	50
10-22	50
10-30	51
10-00	49
10-0A	49
10-10A	51
10-17A	49
10-18A	49
10-19A	49
10-20D	50
10-20F	50
10-22D	50
10-22F	50
10-32	51
10-75	43
10-75A	43
9710	52
9720	52
9750	52
9770	52

B

BC-01	46
BC-01A	46
Bracket 2	52
Bracket 3	52

Bracket 8	52
Bracket 9	52

C

CC12	10
------	----

D

Disc 1	53
Disc 2	53

M

ML116	46
ML123	46
ML716	46

S

SPIROL PIN	53
SPIROL PIN SS	53

T

TL08-1	23
TL08-2	23
TL09-1	13
TL10	11
TL101-1	26
TL101-1RD	31
TL101-2	26
TL101-2RD	31
TL102-1	26
TL102-1RD	33
TL103-1RD	33
TL104-1RD	37
TL105-1RD	37
TL106-1	26
TL106-2	26
TL115	7, 10

TL12	7, 10
TL122	25
TL12A	11
TL12X	10
TL13	25
TL130-1	29
TL130-1RD	31
TL130-2	29
TL130-2RD	31
TL15RD	8, 30
TL17-1	22
TL18-1	22
TL19-1	20
TL200-4	25
TL224-1RD	33
TL224-2RD	33
TL230-1RD	34
TL230-2RD	34
TL260-1	25
TL260-2	25
TL261-1RD	34
TL261-2RD	34
TL261-4RD	30
TL27-1	22
TL28-1	22
TL29-2	20
TL34	7, 11
TL34RD	8, 30
TL38-1	20
TL38-2	20
TL39-2	20
TL415RD	38
TL450RD	38

TL47-2	23
TL48-2	23
TL58	7
TL58RD	8
TL58RDL	30
TL612	40
TL615RD	40
TL658RD	40
TL68-1	17
TL68-2	17
TL78-1	19
TL78-2	19
TL88-1H	19
TL88-2H	19
TL96-1	14
TL96A-1	14
TL96B-1	14
TL98-1	14
TL98-2	16
TL98-3	16
TL98A-1	14
TL98B-1	14
TL99-1	13
TL99-2	13
TLC	53
TLC SS	53

W

WC583	45
WC583-SQ	45
WC585	45
WC585-SQ	45
WC587	45
WC587-SQ	45

Photo by Part Number

NUMERIC

10-00	48
10-00-30	Cover
10-10	48, 51
10-10-30	51
10-10-60	18
10-30-30	51
10-75-30	3, 42
8030	40

B

BC-01	47
BC-01-10	46
Bracket 2	48

M

ML116-30	45
ML116-BS	44, 47
ML123-30	47
ML123-BS	47

ML716-BS	47
----------	----

T

TL101-2-30	27
TL102-1-30	27
TL104-1RD-30	36
TL105-1RD-30	37
TL115-30	10, 11
TL115-SS	6, 7
TL12	7
TL12-33	6
TL12-60	47
TL12-77	6, 8
TL12-99	6
TL12-SS	6
TL122-30	24, 27
TL122-60	27
TL12X	29
TL12X-30	Cover, 2, 3,

TL12X-30	8, 9, 15, 17, 18, 21, 23, 24, 27, 28, 39, 42, 46
TL130-1	29
TL130-2	29
TL15RD-30	5, 30
TL15RD-SS	9
TL19-1-30	39
TL224-1RD-30	32
TL224-2RD-30	32
TL230-1RD-45	35
TL230-1RD-60	35
TL230-2RD-45	35
TL261-1RD-40	35
TL261-4RD-40	35
TL261-4RD-45	35
TL27-1-30	Cover
TL29-2-30	39
TL38-1-30	21

TL38-2-30	21
TL39-2-30	39
TL450RD-60	38
TL47-2-30	23
TL58RD-SS	44, 47
TL58RDL-30	36, 37, 45
TL615RD-30	41
TL68-1-30	2, 17, 28
TL78-2-30	18
TL88-2H-30	18
TL96-1-30	15
TL98-1-30	12, 16, 18
TL98-2-30	16
TL98-3-30	16

W

WC585-SQ-MP	44
WC587-MP	45



Bezdan Railing Solutions

1 800 663 6356

geobezdan.com

info@geobezdan.com



To view the entire TimeLine® collection visit
geobezdan.com/timeline

Distributed by

Product images shown in this catalog are for illustrative purposes only. Although we have made every effort to display colors accurately, the physical product(s) may vary slightly from the images shown.

The TimeLine® name and logo are the property of Geo. Bezdan Sales Ltd.



BUILDING CODE IMPORTANT NOTICE

Information contained in this catalog is not intended as a recommendation for use or installation of products. Building codes may vary by jurisdiction and compliance with regulation is the customer's responsibility.

Always consult your local building department or licensed engineer regarding code compliance before starting your project.

